



# OPERATING INSTRUCTIONS



EMILE CHOURIET  
GENEVE

## Preface

Thank you for choosing an Emile Chouriet watch.

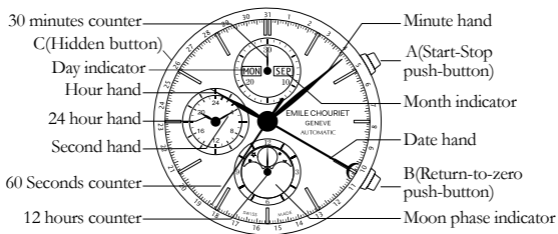
Emile Chouriet, founded in Geneva, Switzerland, is a reputable Swiss watch brand. It is admired for its high precision timepieces, representing the best of Swiss watch-making tradition.

Every original Emile Chouriet watch comes with an international warranty card. To use and maintain your Emile Chouriet watch appropriately, please read this manual carefully and follow the instructions.

## Operating Instructions

# Mechanical watch-Chronographs/moonphase-23.1168.G

## Function description



### Position 0: Manual winding

Wind the crown clockwise more than 35 times to fully charge.

### Position 1: Setting date/day/month

Wind the crown anti-clockwise to adjust the date hand. You can adjust the month by adjusting the day hand.

Wind the crown clockwise to adjust the moon phase.

**Button C:** Press button C to adjust the day.

**Note:** The date/day/month cannot be set when the time is between 8:00pm and 5:30am.

### Position 2: Adjusting the time

The second hand will stop. Do not turn the hands anti-clockwise.

**Example: Set the time to 8:00am on 9th June.**

- Pull the crown out to position 2.

Wind the crown anti-clockwise. Adjust the hands to the recommended 6 o'clock position avoiding the restricted area.

- Push the crown back to to position 1: Setting the date/month/moon phase.

(1) Setting the month  
Wind the crown anti-clockwise to adjust the month by adjusting the date hand until the correct month is displayed, in this case JUN (June).

(2) Setting the date  
Wind the crown anti-clockwise to adjust the date to the 8th.

(3) Setting the moon phase  
On the moon phase chart, the date of the last full moon is the 4th. There are 5 days between the last full moon and the 9th.

Wind the crown clockwise until the full moon appears in the centre of the moon phase window.

Continue to wind the crown clockwise to move the moon phase 4 positions to before the 9th.

(4) Setting the day  
Press button C to adjust the day to THU (Thursday).

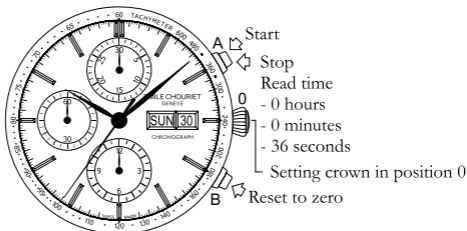
- Pull the crown out to position 2:

Wind the crown anti-clockwise. As the hands rotate, the date will change to the 9th, the day will change to FRI (Friday), the time will change to 8:00am. The moon phase will change to that of the 9th.

- Once set, push the crown back to position 0.

### Mechanical watch-Chronographs-23.1168.G

#### Chronograph function



The chronograph function measures up to 12 hours.

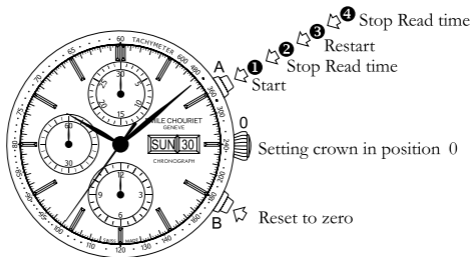
The hour counter measures 12 hours in a rotation.

The minute counter measures 30 minutes in a rotation.

The second counter measures 60 seconds in a rotation.

#### Example 1:

- 1 Start: Press button A to start timer
- 2 Stop: Press again button A to stop timer, and then read the 3 chronograph hands: 2 hours, 10 minutes, and 08 seconds
- 3 Return to the 0 position: Press button B. The three chronograph hands will be reset to the 0 position.



## Example 2:


- 1 Start: Press button A to start timer
- 2 Pause: Press button A and read 3 chronograph hands
- 3 Restart: Press button A to continue timer
- 4 Pause: Press button A to read the the total time

Return to the 0 position: Press button B. The 3 chronograph hands will be reset to the 0 position.

### Appendix-Full moon date and moonphase chart

Full moon date

2023	2024	2025
7th January	26th January	14th January
6th February	24th February	12th February
7th March	25th March	14th March
6th April	24th April	13th April
6th May	23rd May	13th May
4th June	22nd June	11th June
3rd July	21st July	11th July
2nd August	20th August	9th August
31st August	18th September	8th September
29th September	17th October	7th October
29th October	16th November	5th November
27th November	15th December	5th December
27th December		





### **Emile Chouriet warranty**

Your Emile Chouriet watch is guaranteed for five years from the date of purchase under the terms and conditions of this warranty. The warranty is valid only if the warranty card is dated, filled in completely and stamped by an official Emile Chouriet seller.

With the warranty card, you will have the right to have any defect repaired free of charge during the warranty period. If we cannot repair your watch to return it to its normal condition of use, Emile Chouriet will replace it with an Emile Chouriet watch of identical or similar characteristics. The warranty period of the replacement watch is five years from the date of purchase of the replaced watch.

### **This manufacturer's warranty does not cover:**

- Battery life.
- Normal wear and tear and aging (e.g. scratched crystal; alteration of the color and /or material of non-metallic straps and chains, such as leather, textile, rubber; peeling of the electroplate, etc).
- Any damage to parts resulting from abnormal/abusive use, lack of care, negligence, accidents, incorrect use of the watch and non-observance of the operating instructions provided by Emile Chouriet.

## Emile Chouriet Warranty

---

- Any indirect damage resulting from misuse.
- Emile Chouriet watches that has been handled by non-authorized persons or if the watch has been altered in any way and not by Emile Chouriet.

### **In addition to the above warranty services:**

Any additional claims against Emile Chouriet, e.g. for damage not specifically stated in the described warranty is expressly excluded, notwithstanding mandatory statutory rights the purchaser may exercise against the manufacturer. Emile Chouriet is independent of any warranty that may be provided by the seller, for which they carries bears sole responsibility. This does not affect the purchaser's rights against the seller or any other mandatory statutory rights the purchaser may exercise against the seller.

The customer service of Emile Chouriet ensures perfect maintenance of your Emile Chouriet watch. If your watch needs attention, contact an official Emile Chouriet seller or an official Emile Chouriet service center. They will provide a service that meets Emile Chouriet's standards.

## Maintenance

---

To ensure your watch remains accurate, efficient and has a long life, please follow these recommendations:

- **Magnetic fields:** watches can resist some magnetic interference, but they may be disrupted by electromagnetic devices such as loudspeakers. Please keep your watch away from household appliances that produce strong magnetic fields.
- **Impact:** strong shocks should be avoided.
- **Temperature:** the models intended for daily perform optimally at temperatures between 0°C- 50°C. Please avoid exposing your watch to temperatures outside this range.
- **Chemical products:** solvents, cleaning agents, perfumes, cosmetics, etc, may damage the strap, case, case back and gaskets. Please avoid direct contact between these products and your watch.
- **Swimming:** your watch is waterproof, but water (especially seawater) can contain substances such as acids and alkalis that can have a corrosive effect on the watch. So, it is recommended to remove your watch before swimming whenever possible.
- **Water-resistance:** the water-resistance of a watch may decrease, especially due to the wear of the gaskets or accidental shocks on the crown. It is recommended to have your watch's water resistance tested by an authorized service center once a year.
- **Cleaning:** please clean stainless-steel straps and water-resistant cases with a brush and soapy water, then rinse them with water and dry them with a soft cloth.

## Maintenance

---

- **Crown:** if your watch has a screw on crown, please screw it on fully before diving; for non-screw on crowns, please push the crown down carefully into its original position to prevent water from entering the watch.
- **Chronograph and setting buttons:** to avoid any water infiltration, do not to press the chronograph buttons under water.
- **Leather strap:** to protect the strap and ensure its longevity, please carefully avoid moisture to prevent discoloration or deformation. Avoid long-term exposure to sunlight to prevent fading and breakage. Avoid contact with oily substances, acids, alkalis or cosmetics, due to the permeability of the leather.
- **Clasps:** clasps are fragile components that require a small amount of low viscosity lubricant to be applied to the friction, spring, and sliding parts to prolong their lifespan and ensure their rust resistance. If your buckle becomes detached due to frequent use, it is recommended to send it to our dedicated service center for this type of repair.
- **Battery replacement:** for quartz watches, a discharged battery should be replaced as soon as possible to avoid damaging the movement caused by possible leakage. The quality of the battery can directly affect the who frequently it has to be replaced, and the how well the watch works. For battery replacement and related services, we recommend sending your watch to an

## Maintenance

---

authorized service center or dealer, equipped with the necessary tools and instruments.

**Note:** to avoid environmental pollution, do not discard used batteries in water or fire. Keep them out of reach of children to prevent accidental swallowing.



- **Regular maintenance:** regular maintenance ensures that your timepiece remains a precision instrument and continues to work properly. The frequency of servicing varies depending on the model, climate and degree of daily maintenance performed by the owner. In general, watches require a complete service by an authorized service center every three to five years.
- **Quartz watch:** if you plan not to wear your watch for a few weeks or months, it is recommended to pull out the crown until the hands stop before storing your watch away. This will help reduce battery consumption.



[emilechouriet.com](http://emilechouriet.com)

